

EXCELLENTE PLUS CANOPY - OPEX14OPEXIIDA

CODICE
BND211065

MODELLO
OPEX14OPEXIIDA

SERIE
WASHING



GENERAL CHARACTERISTICS

Professional dishwashers designed to meet the needs for efficient and rapid cleaning of dishes and utensils in commercial settings, such as restaurants, hotels, and similar food facilities. Olis equipment is designed to handle a high volume of tableware and ensure high hygiene standards in commercial settings.

TECHNICAL SPECIFICATIONS

■ We have simply combined the highest technical specifications and the latest technology with the name and time-tested features. ■ EXCELLENT PLUS is our answer to the new high standards of hygiene and cleanliness in the world market, while keeping our operating costs

as low as ever ■ Thanks to the Rinse system. HYGIENE + cycle ensures safe working while maintaining the highest levels of hygiene.

EXCELLENTE PLUS CANOPY - OPEX14OPEXIIDA

CODICE
BND211065

MODELLO
OPEX14OPEXIIDA

SERIE
WASHING

Technical Information

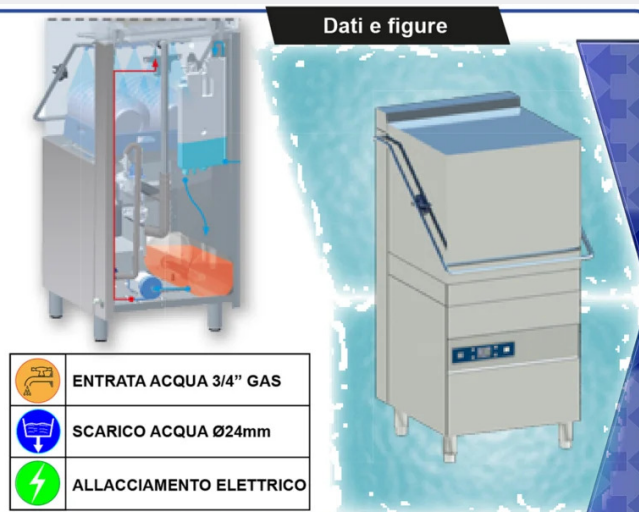
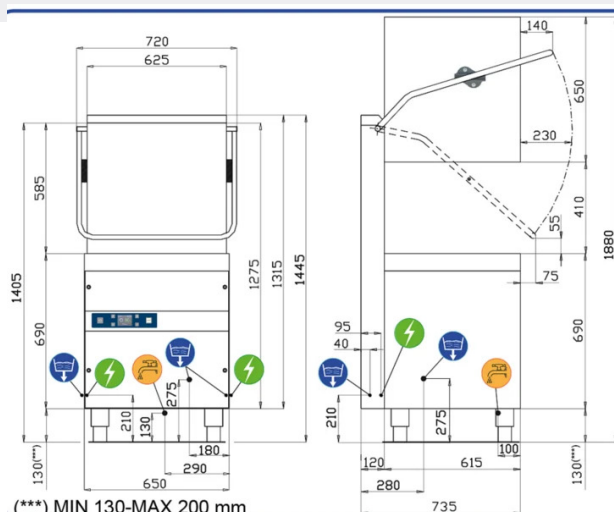
SPECIFICATION	DATA
MATERIAL	BND211065
DEFINITION	OPEX14OPEXIIDA LAVAST.CAPOTTA EL. 500
DIM. WIDTH	720 mm
DIM. PRODUCTIVITY	735 mm
DIM. HEIGHT	1445 mm
NET WEIGHT	125 Kg
VOLUME (net)	0,765
PACKAGE LENGTH	760 mm
PACKAGE WIDTH	840 mm
PACKAGING HEIGHT	1500 mm
PACKAGE VOLUME	0,958 m3
GROSS PACKING WEIGHT	141 Kg
STANDARD POWER SUPPLY	380-415V 3N
FREQUENCY	50Hz
ELECTRICAL POWER	10.5 kW
CERTIFICATE NR	H+/50/90/120/180/300 sec
WASH PUMP	900W
CERTIFICATE NR	9900W
WATER CONSUMPTION	3,5 lt


EXCELLENTE PLUS CANOPY - OPEX14OPEXIIDA

CODICE
BND211065

MODELLO
OPEX14OPEXIIDA

SERIE
WASHING



DATI TECNICI								
DIMENSIONI ESTERNE								
larghezza	720 mm							
profondita'	735 mm							
altezza (piedino avvitato)	1445/1880(open hood) mm							
PESO NETTO (versione base)	125 kg							
TENSIONE DI ALIMENTAZIONE	400V 3N 50Hz							
POTENZA MASSIMA ASSORBITA	9900 W							
DUREZZA ACQUA	2-8 °F							
PRESSIONE ACQUA ALIMENTAZIONE	200-400 kPa							
ALTEZZA UTILE & CESTI								
diametro piatti	410 mm							
vassoi	GASTRONORM 1/1 (530x325)							
DIMENSIONE CESTI	500X500 mm							
DOTAZIONE CESTI	2XC40 - 1XC44 - 2X15060							
N° CICLI (sec)	0(21+680)(**)	H+ 	1 (50)	2 (90)	3(120)	4(180)	5(300)	
ALIMENTAZIONE ACQUA 55°C								
produzione cesti(*)(') Cesti/h	/	5	72	40	30	20	12	
ALIMENTAZIONE ACQUA 10°C								
produzione cesti(*)(') Cesti/h	/	5	31	31	30	20	12	
CONSUMO ACQUA PER CICLO	3.5 L							
CAPACITA' BOILER	15 L							
RESISTENZA BOILER	9000 W							
SET. TEMPERATURA RISCIAQUO	70+90°C(**)	87°C	82°C					
CAPACITA' VASCA	20 l							
RESISTENZA VASCA	2700 W							
SET. TEMPERATURA VASCA	50+70°C(**)	65°C	60°C					
POTENZA POMPA lavaggio / risciacquo	900W (500 l/min***)/250 W							
pompa scarico	25 W (40 l/min***)							
RUMOROSITA'	63.6±0.7 dB(A)							

(*) TERMOSTOP DI SERIE / (***) PORTATA MASSIMA / (**) CICLO PERSONALIZZATO / (H+) 600" con 65°C in vasca

*1) In caso di alimentazione con acqua fredda e/o in caso di più lavaggi consecutivi si potrebbero allungare i tempi di riscaldamento dell'acqua del risciacquo inale fino al raggiungimento della temperatura ottimale. Conseguentemente, il tempo totale del ciclo di lavaggio potrebbe aumentare.

N.B. A TERMINE DI LEGGE CI RISERVIAMO LA PROPRIETA' DI QUESTO DISEGNO CON DIVIETO DI RIPRODURLO O DI RENDERLO NOTO A TERZI O A DITTE CONCORRENTI SENZA NOSTRO CONSENSO SCRITTO

PAGE 1 / 1

EXCELLENTE PLUS CANOPY - OPEX14OPEXIIDA

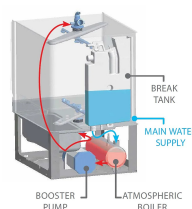
CODICE
BND211065

MODELLO
OPEX14OPEXIIDA

SERIE
WASHING



Reduced consumption of water, detergent, rinse aid and electricity thanks to the innovative optimised rinse system



PLUS SYSTEM Rinsing at constant temperature and water pressure



8 wash cycles, of which 6 with partial and 2 with total wash water discharge



The ENERGY RECOVERY system recovers the steam produced by the running machine to preheat the cold feed water.



Immediate savings of 35 percent on energy consumption and improved temperature in the working environment, no longer saturated by the humidity produced by the machine.