

ELECTRIC FRY TOP MIXED PLATE

CODICE
BN12131141

MODELLO
1100/90TFTE1/2R

SERIE
SERIE 1100



GENERAL CHARACTERISTICS

A complete range that stands out for its exceptional versatility and the perfect combination of modules, thanks to the use of laser cutting technology.

The 1100 Series makes it possible to create different combinations and to equip the base units with a variety of solutions: central cooking blocks on bases, on bridges and even suspended; free-standing and therefore more functional pasta cookers and fryers. All in a structure that is both sturdy and design at the same time.

AISI 304 stainless steel, Scotch Brite finish, laser-cut 2 mm thick worktops

Wide choice of burners with different power ranges (3.5Kw, 5.6 Kw, 7 Kw, 10Kw)

Burners with stabilised flame, nickel-plated cast iron

Virtually unlimited possibility of power combinations (in compliance with maximum approvals)

Tested components and high efficiency of the heating elements used

Counter tops can be equipped with pass-through ovens, hot cabinets, ventilated, neutral, cantilever and bridge ovens

Also available with plinth

TECHNICAL SPECIFICATIONS

ELECTRIC FRY TOP MIXED PLATE

CODICE
BN12131141

MODELLO
1100/90TFTE1/2R

SERIE
SERIE 1100

Technical Information

SPECIFICATION	DATA
MATERIAL	BN12131141
DEFINITION	1100/90 TFTE 1/2R FT ELE TOP 90 110
COMMERCIAL LINE	SERIE 1100
SUPPLY	ELECTRICS
DIM. WIDTH	900 mm
DIM. PRODUCTIVITY	1100 mm
DIM. HEIGHT	280 mm
NET WEIGHT	61.2 Kg
VOLUME (net)	0,277
PACKAGE LENGTH	1260 mm
PACKAGE WIDTH	1020 mm
PACKAGING HEIGHT	620 mm
PACKAGE VOLUME	0,797 m3
GROSS PACKING WEIGHT	87.2 Kg
STANDARD POWER SUPPLY	380-415V 3N
FREQUENCY	50-60 Hz
ELECTRICAL POWER	20,000 kW
IP GRADE	IPX5
CERTIFIED MODEL	1100/90TFTE

ELECTRIC FRY TOP MIXED PLATE



weinnovate cooking

CODICE
BN12131141

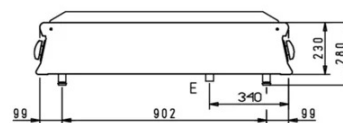

MODELLO
1100/90TFTE1/2R

SERIE
SERIE 1100

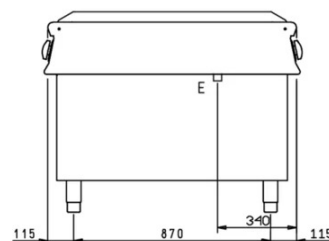
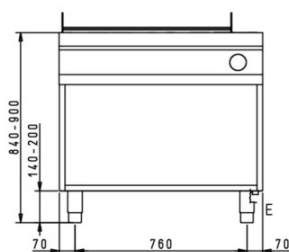
SCHEMA DI INSTALLAZIONE - INSTALLATION DIAGRAM - INSTALLATIONSPLAN - SCHÉMA D'INSTALLATION - ESQUEMA DE INSTALACION - INSTALLATIESCHEMA - IINSTALLATIONSRTNINGAR

MISURE IN mm - DIMENSIONS IN mm - ABMESSUNGEN IN mm
MESURES EN mm - MEDIDAS EN mm - MATEN IN mm

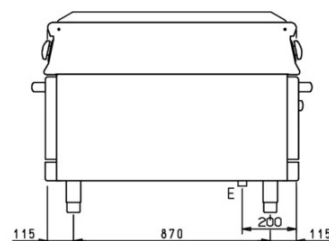
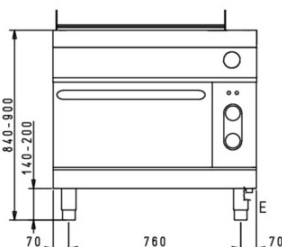
NFT119E	EBEP4T...
1100/90TFTE..	N1100FT/E..



NFT119E	EBEP4A... EBEP4G...
1100/90FTE..	N1100FTV/E... N1100FTVP/E...



NFT11FE9E	EBEP4ELL
1100/90FTEE	N1100FTTF/E900



Legenda - Legende - Key - Legende - Leyenda - Legenda

E Pressacavo entrata linea elettrica - Stopfbuchse
Electric cable stress relief - Presse etoupr de cable el
Pisacable - Elektrische kabelwartel

ELECTRIC FRY TOP MIXED PLATE

CODICE
BN12131141

MODELLO
1100/90TFTE1/2R

SERIE
SERIE 1100

ACCESSORIES

CODE	MODELLO	DESCRIZIONE
110/90B	110/90B	Feed-through bases 90cm 1000 Series
BN2593510	45/110PDX-SX	Door
CR1355719	CR1355719	Wheel kit
BN2590145	RUB110	Faucet 45x55x62 65 H
BN2593590	CMF1109	FRONT HANDRAIL
BN2592970	CASS45	Drawers for neutral base mod. 45 GN 1/1 h 10 cm 4 drawers
BN2592975	CASS90	Drawers for neutral base unit mod. 90 GN 1/1 h 10 cm 8 drawers
CR1011759	NZA90	FRONT SKIRTING - MODULE 900
CR1011809	NZL110	SIDE PLINTH THROUGH