

100 LITRE DIRECT ELECTRIC BOILING PAN

CODICE
CR0991129

MODELLO
D94/10PED10

SERIE
DIAMANTE 90



GENERAL CHARACTERISTICS

In addition to offering the maximum choice of solutions and 2 mm thick and 90 cm deep tops, this series has all the power, robustness and functionality you need to work efficiently. External coatings and feet in stainless steel with Scotch Brite finish. Working table height adjustable from 840 to 900 mm. Range modularity: 200-400-600-800-1200 Wide range of accessories.

TECHNICAL SPECIFICATIONS

■ AISI 304 stainless steel tanks with AISI 316 bottom. ■ Water loading by means of 2 solenoid valves, with the possibility of loading cold or hot water. ■ Frontal drain by means of 2" chrome-plated brass faucet. ■ Gas version: heating by means of 2 AISI 304 steel burners, positioned at the bottom of the vessel (direct heating) or in the cavity (indirect heating). ■ Indirect electric version: heating with 2 sets of armoured heating elements positioned inside the cavity. ■ Direct electric version: heating by means of 3 stainless steel heating elements positioned externally on the bottom of the container.

■ Possibility of hot or cold water loading ■ Stainless steel tank with aisi 316 bottom ■ Equipment certified for low voltage directive 2014/35/EU according to the international CB scheme. ■ Thanks to the jet-proofing certification (IPX5) obtained through specific tests, knobs and under-knobs can be washed, without compromising functionality and safety.

100 LITRE DIRECT ELECTRIC BOILING PAN

CODICE
CR0991129

MODELLO
D94/10PED10

SERIE
DIAMANTE 90

Technical Information

SPECIFICATION	DATA
MATERIAL	CR0991129
DEFINITION	D94/10 PED10 PENTOLA EL. DIR.M80 100LT
COMMERCIAL LINE	DIAMANTE
SUPPLY	ELECTRICS
DIM. WIDTH	800 mm
DIM. PRODUCTIVITY	900 mm
DIM. HEIGHT	870 mm
NET WEIGHT	105 Kg
VOLUME (net)	0,626
PACKAGE LENGTH	840 mm
PACKAGE WIDTH	1070 mm
PACKAGING HEIGHT	1240 mm
PACKAGE VOLUME	1,115 m3
GROSS PACKING WEIGHT	123 Kg
STANDARD POWER SUPPLY	380-415V 3N
FREQUENCY	50-60 Hz
ELECTRICAL POWER	12,000 kW
IP GRADE	IPX5
CERTIFIED MODEL	D94/10 PED10
Capacity	100

100 LITRE DIRECT ELECTRIC BOILING PAN



weinnovate cooking

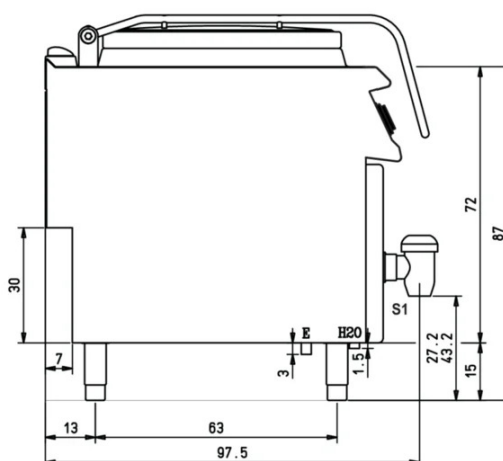
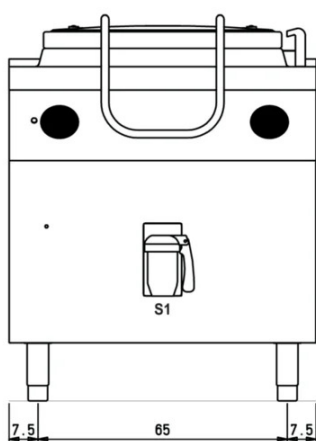
CODICE
CR0991129

MODELLO
D94/10PED10

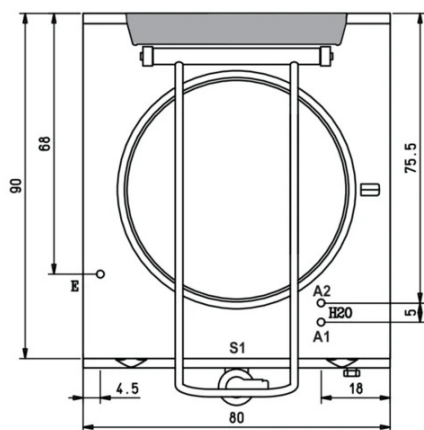
SERIE
DIAMANTE 90

SCHEMA DI INSTALLAZIONE - INSTALLATION DIAGRAM - INSTALLATIONSPLAN - SCHÉMA D'INSTALLATION - ESQUEMA DE INSTALACION - INSTALLATIESCHEMA - IINSTALLATIONSRTNINGAR

MISURE IN cm - DIMENSIONS IN cm - ABMESSUNGEN IN cm
MESURES EN cm - MEDIDAS EN cm - MATEN IN cm



(D) 94/10 PED...



Legenda - Legende - Key - Légende - Leyenda - Legenda

- H20** Attacchi arrivo acqua - Wasseranschluss - Water inlet - Arrivée eau - Union de agua - Wateraansluiting
A1 = Calda - Heiss - Warm - Chaude - Caliente - Warm
A2 = Fredda - Kalt - Cold - Froid - Fria - Koude
EN ISO 228-1 G 3/4
E Pressacavo entrata linea elettrica - Stopfbuchse - Electric cable stress relief
 Presse étoupe de câble él. - Pisacable - Elektrische kabelwartel
S1 Scarico acqua - Wasserablauf - Water outlet - Vidange de l'eau - Desaguadero - Wateraftapaansluiting 2"

100 LITRE DIRECT ELECTRIC BOILING PAN

CODICE
CR0991129

MODELLO
D94/10PED10

SERIE
DIAMANTE 90



Possibility of hot or cold water loading



Stainless steel tank with aisi 316
bottom



Equipment certified for low voltage
directive 2014/35/EU according to the
international CB scheme.



Thanks to the jet-proofing certification
(IPX5) obtained through specific tests,
knobs and under-knobs can be washed,
without compromising functionality
and safety.

100 LITRE DIRECT ELECTRIC BOILING PAN

CODICE
CR0991129

MODELLO
D94/10PED10

SERIE
DIAMANTE 90

ACCESSORIES

CODE	MODELLO	DESCRIZIONE
MA97347000	9C5	COLANDER BASKET
MA97348000	9CV5	VEGETABLE STRAINER BASKET FOR POT
MA97350900	9C10	COLANDER BASKET
MA97351000	9C15	COLANDER BASKET
MA97352000	9CV10	VEGETABLE STRAINER BASKET FOR POT
MA97353000	9CV15	VEGETABLE STRAINER BASKET FOR POT
MA97354000	9-I10	FUNNEL FOR POT DISCHARGE
MA97355000	9-I15	FUNNEL FOR POT DISCHARGE
CR0592799	ZF8	Front plinth - FOR INSTALLING EQUIPMENT WITH FLOOR HEIGHT 90 CM L=80
CR0592830	ZG	SKIRTING JOINT
CR0592820	9ZL	Side plinth
MA97432000	R	WHEEL KIT (2 + 2) Ø 100
MA97433000	RI	WHEEL KIT (2 + 2) Ø 101 STAINLESS STEEL
CR0592869	PZM	NO. 4 STAINLESS STEEL FEET FOR INSTALLATION ON CONCRETE PLINTH
CR0593580	9PT	No. 4 stainless steel feet for installation on tops
CR0592879	KPA	N.2 STAINLESS STEEL FEET WITH FLANGE
CR0592940	9CAT*	Water column for top equipment
MA97349000	9-I5	POWDER DISCHARGE INSTALLATION-50 Lt. HOLES Ø 10-15-36 MM