

TOUCH WASH PLUS T - OPTW40TDA

CODICE
BND211029

MODELLO
OPTW40TDA

SERIE
WASHING



GENERAL CHARACTERISTICS

Professional dishwashers designed to meet the needs for efficient and rapid cleaning of dishes and utensils in commercial settings, such as restaurants, hotels, and similar food facilities. Olis equipment is designed to handle a high volume of tableware and ensure high hygiene standards in commercial settings.

TECHNICAL SPECIFICATIONS

■ Double-wall glass and dishwashers. Designed to meet the needs of bars, restaurants, hotels, pubs. Recently renovated in their aesthetics, they are available in electromechanical and electronic versions. They are machines with a solid and reliable structure. ■ A wide variety of optional extras are available, including a water softener, detergent dispenser, drain pump, new surface filters, to adapt the machine to the most diverse uses. ■ New electronic versions available in the T models with LED control panel that offers the display of washing and rinsing temperatures, the selected programme, working status and main alarm codes. They also offer 4 standard washing programmes that adapt the machine's performance individually to the type of dishes being

washed. The 'Soft Start' function offers additional protection for the most delicate items.

- Solid AISI 304 stainless steel construction
- Printed basket runners
- Door safety device in the event of accidental opening
- Moulded and sloping basin for perfect emptying
- Integrated overflow system and drain filters for triple protection of the wash pump
- Anti-drip roof to safeguard the hygiene of freshly washed dishes
- Lightweight composite impellers, efficient even at low mains pressure
- Removable nozzles for easy daily cleaning
- Electronic version with 4 preset wash cycles

TOUCH WASH PLUS T - OPTW40TDA

CODICE
BND211029

MODELLO
OPTW40TDA

SERIE
WASHING

Technical Information

SPECIFICATION	DATA
MATERIAL	BND211029
DEFINITION	OPTW40TDA LAVAST. ELET. 400
DIM. WIDTH	460 mm
DIM. PRODUCTIVITY	545 mm
DIM. HEIGHT	715 mm
NET WEIGHT	45.5 Kg
VOLUME (net)	0,179
PACKAGE LENGTH	530 mm
PACKAGE WIDTH	620 mm
PACKAGING HEIGHT	820 mm
PACKAGE VOLUME	0,269 m3
GROSS PACKING WEIGHT	50 Kg
STANDARD POWER SUPPLY	220-240V 1N
FREQUENCY	50Hz
ELECTRICAL POWER	3.2 kW
CERTIFICATE NR	60/90/120/180 sec
WASH PUMP	400W
CERTIFICATE NR	3200W
WATER CONSUMPTION	1,8 lt

TOUCH WASH PLUS T - OPTW40TDA

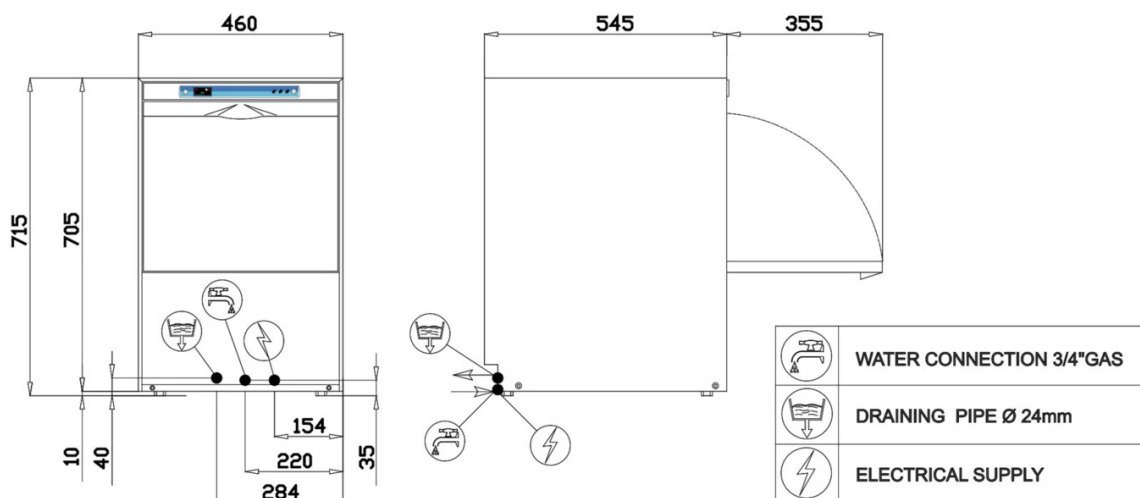


weinnovate cooking

CODICE
BND211029

MODELLO
OPTW40TDA

SERIE
WASHING



TECHNICAL DATA		UK			
EXTERNAL DIMENSIONS					
width		460 mm			
depth		545 mm			
height		715 mm			
WEIGHT		38 kg			
VOLTAGE		240V 50Hz			
POWER REQUIRED		3010 W			
WATER HARDNESS		2-8 °F			
INLET WATER PRESSURE		200-400 kPa			
CROCKERY DIMENSIONS					
plates diameter		295 mm			
dishes max. height		305 mm			
RACK DIMENSIONS		400X400 mm			
RACK EQUIPMENT		2XC121 - 1X10728 - 1X15060			
WASHING CYCLES	(sec)	1(60)	2(90)	3(120)	4(180)
WATER SUPPLY 55°C					
racks/h(*) ⁽¹⁾		60	40	30	20
WATER SUPPLY 10°C					
racks/h(*) ⁽¹⁾		15	15	15	15
WATER CONSUMPTION / CYCLE (water pressure 200kPa)		1.8 L			
BOILER CAPACITY		3.4 L			
BOILER HEATING ELEMENT		2610 W			
RINSING TEMPERATURE (SET)		85°C			
TANK CAPACITY		15.5 L			
TANK HEATING ELEMENT		1360 W			
TANK TEMPERATURE (SET)		55°C			
PUMP POWER		400 W (185 L/min)			
DRAIN PUMP (optional)		25 W h MAX scarico 0.8m (40 L/min***)			
NOISE		61.2 (dB(A)±0.7)			
(*) STANDARD TERMOSTOP		(***) MAXIMUM FLOW RATE			

(*) STANDARD TERMOSTOP

(***) MAXIMUM FLOW RATE

⁽¹⁾ In case of cold water supply and/or continuous washing, the rinse-water heating process might take more time than usual, until the proper rinse temperature is reached. For this reason, the wash-cycle total timing might result longer than set.

N.B. A TERMINE DI LEGGE CI RISERVIAMO LA PROPRIETA' DI QUESTO DISEGNO CON DIVIETO DI RIPRODURLO O DI RENDERLO NOTO A TERZI O A DITTE CONCORRENTI SENZA NOSTRO CONSENSO SCRITTO

PAGE 1 / 1

TOUCH WASH PLUS T - OPTW40TDA


CODICE
BND211029

MODELLO
OPTW40TDA


SERIE
WASHING



Printed basket runners



Lightweight composite impellers,
efficient even at low mains pressure



Lightweight composite impellers,
efficient even at low mains pressure

TOUCH WASH PLUS T - OPTW40TDA

CODICE
BND211029

MODELLO
OPTW40TDA

SERIE
WASHING

ACCESSORIES

CODE	MODELLO	DESCRIZIONE
TWPS	TWPS	DRAIN PUMP
TWDDE	EWDDE	DETERGENT DISPENSER