

ELECTRIC FRYER 1 TANK Litres 10

CODICE
BN12101500

MODELLO
550/45FRE

SERIE
SERIE 1100



GENERAL CHARACTERISTICS

A complete range that stands out for its exceptional versatility and the perfect combination of modules, thanks to the use of laser cutting technology.

The 1100 Series makes it possible to create different combinations and to equip the base units with a variety of solutions: central cooking blocks on bases, on bridges and even suspended; free-standing and therefore more functional pasta cookers and fryers. All in a structure that is both sturdy and design at the same time.

AISI 304 stainless steel, Scotch Brite finish, laser-cut 2 mm thick worktops

Wide choice of burners with different power ranges (3.5Kw, 5.6 Kw, 7 Kw, 10Kw)

Burners with stabilised flame, nickel-plated cast iron

Virtually unlimited possibility of power combinations (in compliance with maximum approvals)

Tested components and high efficiency of the heating elements used

Counter tops can be equipped with pass-through ovens, hot cabinets, ventilated, neutral, cantilever and bridge ovens

Also available with plinth

TECHNICAL SPECIFICATIONS

ELECTRIC FRYER 1 TANK Litres 10

CODICE
BN12101500

MODELLO
550/45FRE

SERIE
SERIE 1100

Technical Information

SPECIFICATION	DATA
MATERIAL	BN12101500
DEFINITION	550/45 FRE FRIGGITRICE ELE 45 55
COMMERCIAL LINE	SERIE 1100
SUPPLY	ELECTRICS
DIM. WIDTH	450 mm
DIM. PRODUCTIVITY	550 mm
DIM. HEIGHT	870 mm
NET WEIGHT	58.14 Kg
VOLUME (net)	0,215
PACKAGE LENGTH	530 mm
PACKAGE WIDTH	700 mm
PACKAGING HEIGHT	1280 mm
PACKAGE VOLUME	0,475 m3
GROSS PACKING WEIGHT	68.4 Kg
STANDARD POWER SUPPLY	380-415V 3N
FREQUENCY	50-60 Hz
ELECTRICAL POWER	9,000 kW
TENSION	400
IP GRADE	IPX4
CERTIFIED MODEL	550/45FRE
Capacity	10 litri

ELECTRIC FRYER 1 TANK Litres 10

CODICE
BN12101500

MODELLO
550/45FRE

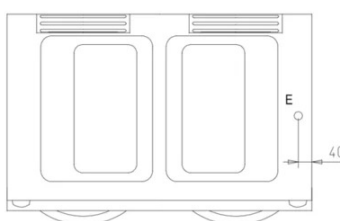
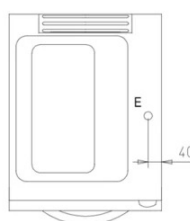
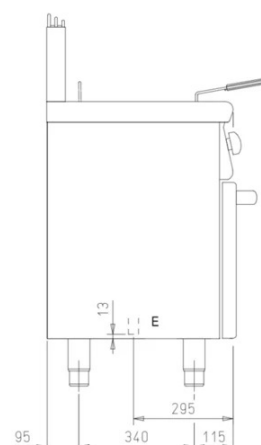
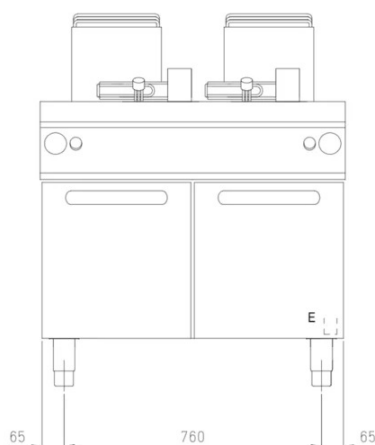
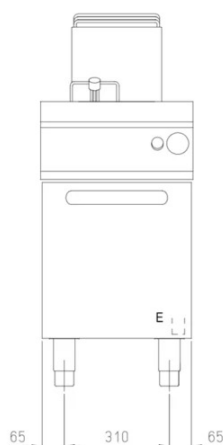
SERIE
SERIE 1100

SCHEMA DI INSTALLAZIONE - INSTALLATION DIAGRAM - INSTALLATIONSPLAN - SCHÉMA D'INSTALLATION - ESQUEMA DE INSTALACION - INSTALLATIESCHEMA - IINSTALLATIONSRTNINGAR

MISURE IN mm - DIMENSIONS IN mm - ABMESSUNGEN IN mm
MESURES EN mm - MEDIDAS EN mm - MATEN IN mm

NF11C4E10	EFET2110
550/45FRE	N550FR/E450

NF11C9E10	EFET4210
550/90FRE	N550FR/E900



Legenda - Legende - Key - Legende - Leyenda - Legenda

- E** Pressacavo entrata linea elettrica - Stopfbuchse
Electric cable stress relief - Presse etoupe de cable el
Pisacable - Elektrische kabelwartel
- G** Attacco arrivo gas - Gasanschluss - Gas connection
Arrivée gaz - Union da gas - Gasaansluiting
EN 10226-1 R 1/2; EN ISO 228-1 G 1/2 (DK)

ELECTRIC FRYER 1 TANK Litres 10

CODICE
BN12101500

MODELLO
550/45FRE

SERIE
SERIE 1100

ACCESSORIES

CODE	MODELLO	DESCRIZIONE
CR1355719	CR1355719	Wheel kit
BN2590145	RUB110	Faucet 45x55x62 65 H
CR1011749	NZA45	FRONT SKIRTING - MODULE 450
CR1011809	NZL110	SIDE PLINTH THROUGH