

GAS FRY TOP MIXED CHROME PLATE

CODICE
BN12130321

MODELLO
550/90TFTTGC1/2R

SERIE
SERIE 1100



GENERAL CHARACTERISTICS

A complete range that stands out for its exceptional versatility and the perfect combination of modules, thanks to the use of laser cutting technology.

The 1100 Series makes it possible to create different combinations and to equip the base units with a variety of solutions: central cooking blocks on bases, on bridges and even suspended; free-standing and therefore more functional pasta cookers and fryers. All in a structure that is both sturdy and design at the same time.

AISI 304 stainless steel, Scotch Brite finish, laser-cut 2 mm thick worktops

Wide choice of burners with different power ranges (3.5Kw, 5.6 Kw, 7 Kw, 10Kw)

Burners with stabilised flame, nickel-plated cast iron

Virtually unlimited possibility of power combinations (in compliance with maximum approvals)

Tested components and high efficiency of the heating elements used

Counter tops can be equipped with pass-through ovens, hot cabinets, ventilated, neutral, cantilever and bridge ovens

Also available with plinth

TECHNICAL SPECIFICATIONS

■ Large grease collection drawer. ■ Self-stabilized flame burner. ■
Temperature regulation via thermostatic safety valve with thermocouple (110-280°C).

GAS FRY TOP MIXED CHROME PLATE

CODICE
BN12130321

MODELLO
550/90TFTTGC1/2R

SERIE
SERIE 1100

Technical Information

SPECIFICATION	DATA
MATERIAL	BN12130321
DEFINITION	550/90 TFTTGC1/2R FT GAS TOP 90 550
COMMERCIAL LINE	SERIE 1100
SUPPLY	GAS
DIM. WIDTH	900 mm
DIM. PRODUCTIVITY	550 mm
DIM. HEIGHT	280 mm
NET WEIGHT	0 Kg
VOLUME (net)	0,139
PACKAGE LENGTH	1020 mm
PACKAGE WIDTH	1260 mm
PACKAGING HEIGHT	620 mm
PACKAGE VOLUME	0,797 m3
GROSS PACKING WEIGHT	0 Kg
GAS POWER	9,50
GAS POWER (G25.3/25mbar)	9,00
CERTIFIED MODEL	550/90 TFTTGC1/2R

GAS FRY TOP MIXED CHROME PLATE



weinnovate cooking

CODICE
BN12130321

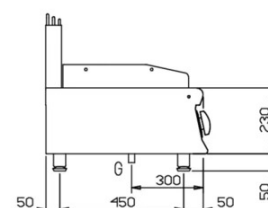
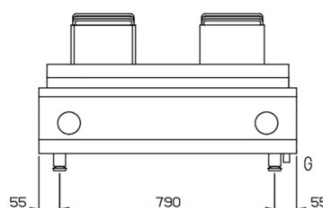
MODELLO
550/90FTTGC1/2R

SERIE
SERIE 1100

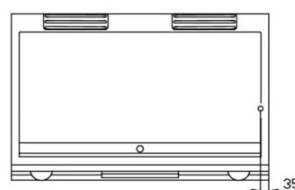
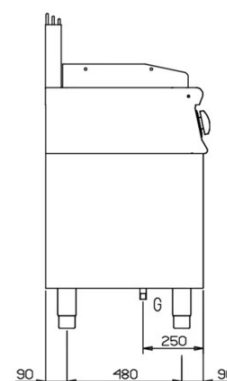
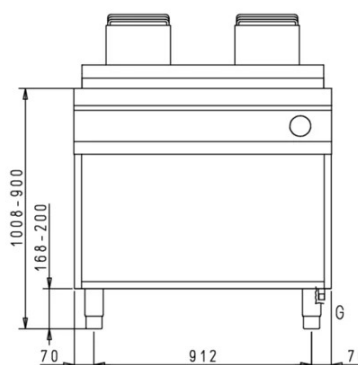
SCHEMA DI INSTALLAZIONE - INSTALLATION DIAGRAM - INSTALLATIONSPLAN - SCHÉMA D'INSTALLATION - ESQUEMA DE INSTALACION - INSTALLATIESCHEMA - IINSTALLATIONSRIITNINGAR

MISURE IN mm - DIMENSIONS IN mm - ABMESSUNGEN IN mm
MESURES EN mm - MEDIDAS EN mm - MATEN IN mm

NFT11C9GT	EBGT4T...
550/90FTT...	N550FTT/G...



NFT1196T	EBGT4A... EBGT4G...
550/90FTTG...	N550FTTVP/G... N550FTTV/G...



Legenda - Legende - Key - Legende - Leyenda - Legenda

- E Pressacavo entrata linea elettrica - Stopfbuchse
Electric cable stress relief - Presse etoupr de cable el
Pisacable - Elektrische kabelwartel
- G Attacco arrivo gas - Gasanschluss - Gas connection
Arrive gaz - Union da gas - Gasaansluiting
EN 10226-1 R 1/2; EN ISO 228-1 G 1/2 (DK)

GAS FRY TOP MIXED CHROME PLATE

CODICE
BN12130321

MODELLO
550/90TFTTGC1/2R

SERIE
SERIE 1100

ACCESSORIES

CODE	MODELLO	DESCRIZIONE
55/90B	55/90B	Open bases 1 side 90cm Series 1000
BN2593510	45/110PDX-SX	Door
CR1355719	CR1355719	Wheel kit
BN2590145	RUB110	Faucet 45x55x62 65 H
BN2592970	CASS45	Drawers for neutral base mod. 45 GN 1/1 h 10 cm 4 drawers
CR1011759	NZA90	FRONT SKIRTING - MODULE 900
CR1011809	NZL110	SIDE PLINTH THROUGH