

ELECTRIC FRY TOP SMOOTH PLATE ON CABINET

CODICE
BN12101140

MODELLO
1100/90FTE

SERIE
SERIE 1100



GENERAL CHARACTERISTICS

A complete range that stands out for its exceptional versatility and the perfect combination of modules, thanks to the use of laser cutting technology.

The 1100 Series makes it possible to create different combinations and to equip the base units with a variety of solutions: central cooking blocks on bases, on bridges and even suspended; free-standing and therefore more functional pasta cookers and fryers. All in a structure that is both sturdy and design at the same time.

AISI 304 stainless steel, Scotch Brite finish, laser-cut 2 mm thick worktops

Wide choice of burners with different power ranges (3.5Kw, 5.6 Kw, 7 Kw, 10Kw)

Burners with stabilised flame, nickel-plated cast iron

Virtually unlimited possibility of power combinations (in compliance with maximum approvals)

Tested components and high efficiency of the heating elements used

Counter tops can be equipped with pass-through ovens, hot cabinets, ventilated, neutral, cantilever and bridge ovens

Also available with plinth

TECHNICAL SPECIFICATIONS

ELECTRIC FRY TOP SMOOTH PLATE ON CABINET

CODICE
BN12101140

MODELLO
1100/90FTE

SERIE
SERIE 1100

Technical Information

| SPECIFICATION | DATA |
|-----------------------|------------------------------|
| MATERIAL | BN12101140 |
| DEFINITION | 1100/90 FTE FT ELE AG 90 110 |
| COMMERCIAL LINE | SERIE 1100 |
| SUPPLY | ELECTRICS |
| DIM. WIDTH | 900 mm |
| DIM. PRODUCTIVITY | 1100 mm |
| DIM. HEIGHT | 870 mm |
| NET WEIGHT | 129.4 Kg |
| VOLUME (net) | 0,861 |
| PACKAGE LENGTH | 1260 mm |
| PACKAGE WIDTH | 1020 mm |
| PACKAGING HEIGHT | 1100 mm |
| PACKAGE VOLUME | 1,414 m3 |
| GROSS PACKING WEIGHT | 155.4 Kg |
| STANDARD POWER SUPPLY | 380-415V 3N |
| FREQUENCY | 50-60 Hz |
| ELECTRICAL POWER | 20,000 kW |
| TENSION | 400 |
| IP GRADE | IPX5 |
| CERTIFIED MODEL | 1100/90FTE |

ELECTRIC FRY TOP SMOOTH PLATE ON CABINET



weinnovate cooking

CODICE
BN12101140

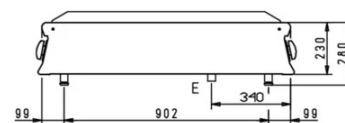

MODELLO
1100/90FTE

SERIE
SERIE 1100

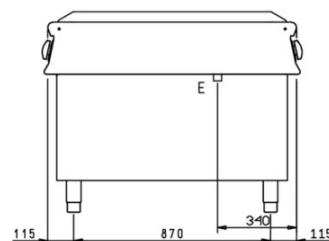
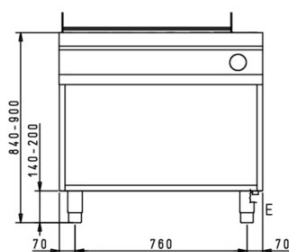
SCHEMA DI INSTALLAZIONE - INSTALLATION DIAGRAM - INSTALLATIONSPLAN - SCHÉMA D'INSTALLATION - ESQUEMA DE INSTALACION - INSTALLATIESCHEMA - IINSTALLATIONSRTNINGAR

MISURE IN mm - DIMENSIONS IN mm - ABMESSUNGEN IN mm
MESURES EN mm - MEDIDAS EN mm - MATEN IN mm

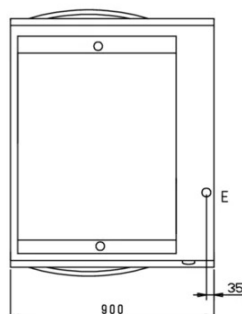
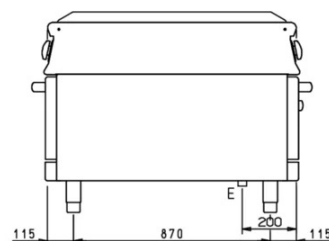
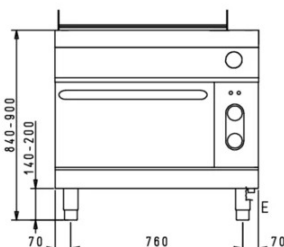
| | |
|--------------|-------------|
| NFT119E | EBEP4T... |
| 1100/90FTE.. | N1100FT/E.. |



| | |
|--------------|---------------------------------|
| NFT119E | EBEP4A... EBEP4G... |
| 1100/90FTE.. | N1100FTV/E... N1100FTVP/E... |



| | |
|-------------|----------------|
| NFT11FE9E | EBEP4ELL |
| 1100/90FTEE | N1100FTTF/E900 |



Legenda - Legende - Key - Legende - Leyenda - Legenda

E Pressacavo entrata linea elettrica - Stopfbuchse
Electric cable stress relief - Presse etoupr de cable el
Pisacable - Elektrische kabelwartel

ELECTRIC FRY TOP SMOOTH PLATE ON CABINET

CODICE
BN12101140

MODELLO
1100/90FTE

SERIE
SERIE 1100

ACCESSORIES

| CODE | MODELLO | DESCRIZIONE |
|-----------|--------------|--|
| BN2593510 | 45/110PDX-SX | Door |
| CR1355719 | CR1355719 | Wheel kit |
| BN2590145 | RUB110 | Faucet 45x55x62 65 H |
| BN2593590 | CMF1109 | FRONT HANDRAIL |
| BN2592970 | CASS45 | Drawers for neutral base mod. 45 GN 1/1 h 10 cm 4 drawers |
| BN2592975 | CASS90 | Drawers for neutral base unit mod. 90 GN 1/1 h 10 cm 8 drawers |
| CR1011759 | NZA90 | FRONT SKIRTING - MODULE 900 |
| CR1011809 | NZL110 | SIDE PLINTH THROUGH |